


**TAKE YOUR CREATIVITY TO
A WHOLE NEW LEVEL.**



**Spotlight Design and
Flexible Positioning**



**Customisable Effects,
Filters and more**



**Superior Image Quality
in Laser Technology**



IT'S IN THE DETAILS.

3LCD technology that delivers quality
projected images and reliable performance.



SEE THINGS IN A NEW LIGHT

ART of the ANCIENTS



HOW THE PAINTINGS WERE MADE

Mixing the pigments

The colours

Fixing the colours



What's new?

Let us introduce the new LightScene EV-100 series: a range of state-of-the-art accent lighting laser projectors, simultaneously combining illumination and projection.



CLAYPOT
before and after
Showing the difference between how the pot was found and its original painted decoration

What can they do?

This combination opens up new ways of displaying imagery and information. Turn any surfaces into totally customisable digital spaces, inviting your audience to interact within them.

You can redefine any space, accessing animated displays never before possible. Unleash a world of creativity and create new levels of engagement; see things in a new light.



DECORATIVE POT
This decorative pot has been restored using projected light to show its original condition



SOLVING INDUSTRY CHALLENGES

How to enhance the customer experience

The technology in our LightScene EV-100 series projectors opens up a world of possible applications for you, enabling you to provide fresh and innovative solutions to many common industry issues. Whatever your trade sector, these new projectors can enhance your customers' experience.

Retail

- Make your ambient space inviting
- Provide a deeper story behind the goods
- Make a personalised customer experience



See more on retail environments on p12

Hotel

- Differentiate from ordinary hotel stays to improve the customer experience
- Decorate the environment according to seasonal or daily events



See more on the hotel industry on p13

Entertainment


- Make the space more immersive in a natural way
- Provide a new dimension to the experience
- Accelerate customer engagement



See more on the entertainment sector on p14

Bar / Restaurant

- Make the visit more memorable
- Add some entertainment for your customers



See more on bar & restaurant applications on p15



A RICHER CUSTOMER EXPERIENCE

Make it easy...

LightScene projector can fit into your industry to remove several barriers and provide you with a richer customer experience. Now, you don't need to worry about maintenance thanks to laser technology.

In addition, spotlight type design reduces the visual noise when it's installed into your interior.


- Virtually maintenance-free
- Less visual noise
- Minimised display costs

Surprise them...



Variety of customisable visual expression

Tell them a story...



On-goods projection

Keep it fresh...



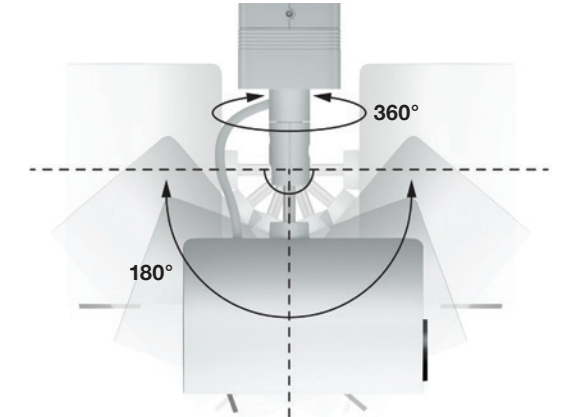
Changeable content



Dual usage – spotlight and video




Project onto any surfaces



Changeable position

SUPERIOR IMAGE QUALITY WITH 3LCD TECHNOLOGY

Superior image quality with 3LCD technology



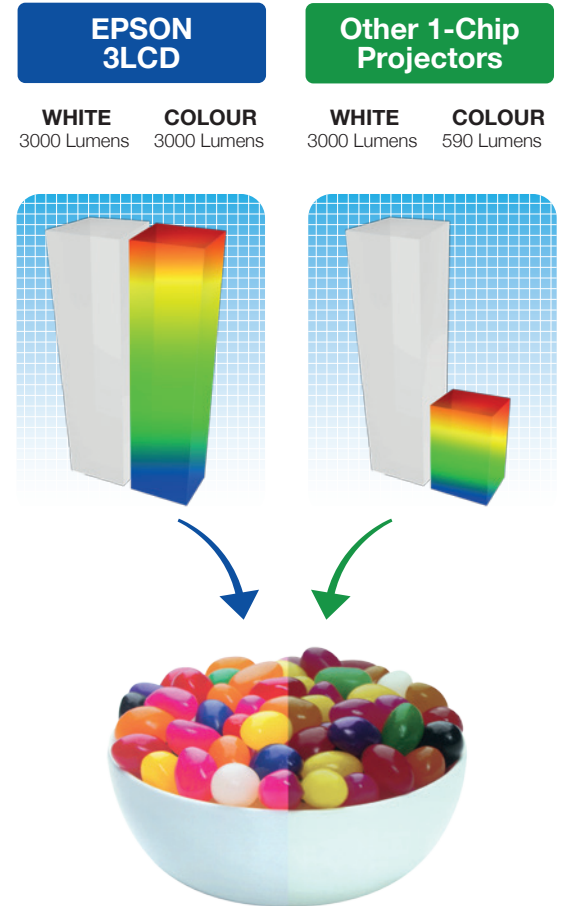
3LCD Projector benefits

3LCD projectors are superior in light efficiency:

- Up to three times brighter colour* reproduction
- Up to three times wider colour gamut for excellent colour reproduction
- No rainbow effect: 3LCD projectors do not employ a colour wheel found in 1-chip DLP® models†, thereby eliminating the annoying rainbow effect

* Compared with leading Epson 3LCD business and education projectors as well as leading 1-chip DLP® projectors based on NPD data for June 2013 through May 2014 and PMA Research data for Q1 through Q3 2013. Colour brightness (colour light output) is measured in accordance with IDMS 15.4, and varies depending on usage conditions.

† DLP is a registered trademark or a trademark of Texas Instruments in the US and/or other countries.



FLEXIBLE VISUAL EXPRESSION


Image and video playback ready

In addition to still images, it's video-ready – so you have a variety of media possibilities for your promotions.



Combination of projection and spotlight

Now you can spotlight items and project accompanying video at the same time with just one projector.



Dynamic space design

Project across even bigger spaces by using multiple projectors with edge blending functionality.



Portrait projection

Projector angle can easily be altered for portrait/vertical viewing, and in any direction you choose.




Free from square frame and bezel

Your displays can now take on any shape you want – so no need to be constrained to a square image and its bezel.



Bigger images

Up to 150" projection gives you even bigger impact.



Various input sources

Compatible with various input sources – SD card, HDMI, LAN, and – with the EPSON iProjection application – from tablet or mobile phone via network.




TRANSFORM ANY SURFACE

Project onto any items

It's now possible to project directly onto items or exhibits*, to change their colors or design, or add explanatory notes to them.

It enables you to tell the story behind the goods or exhibits. And by adding information directly onto the objects, an impactful new method of display is created.

*Achievable with a mapping software



Project onto any surface

In addition to conventional projection on the wall, you can also project onto ceiling, floor, table, or any other surface, just by changing the angle of the projector.

It enables you to create new value by maximising the use of your whole space, with entertainment available on every surface.

Project onto glass

The ability to project onto glass* enable you to create impressive shop window displays.

*Achievable with projection film



FITS INTO ANY INTERIOR

High space affinity

The spotlight-style design ensures that the projectors don't look out of place, even in premium hotel or retail environments.




They can fit into any interior just like existing spotlights

No visual noise


Even when the projector is not in use, there is no visual noise on projected surfaces, unlike a flat panel display. It blends into the background and doesn't create any dead space.



With projection on



Projector not in use



With projection on



Projector not in use

No light leakage

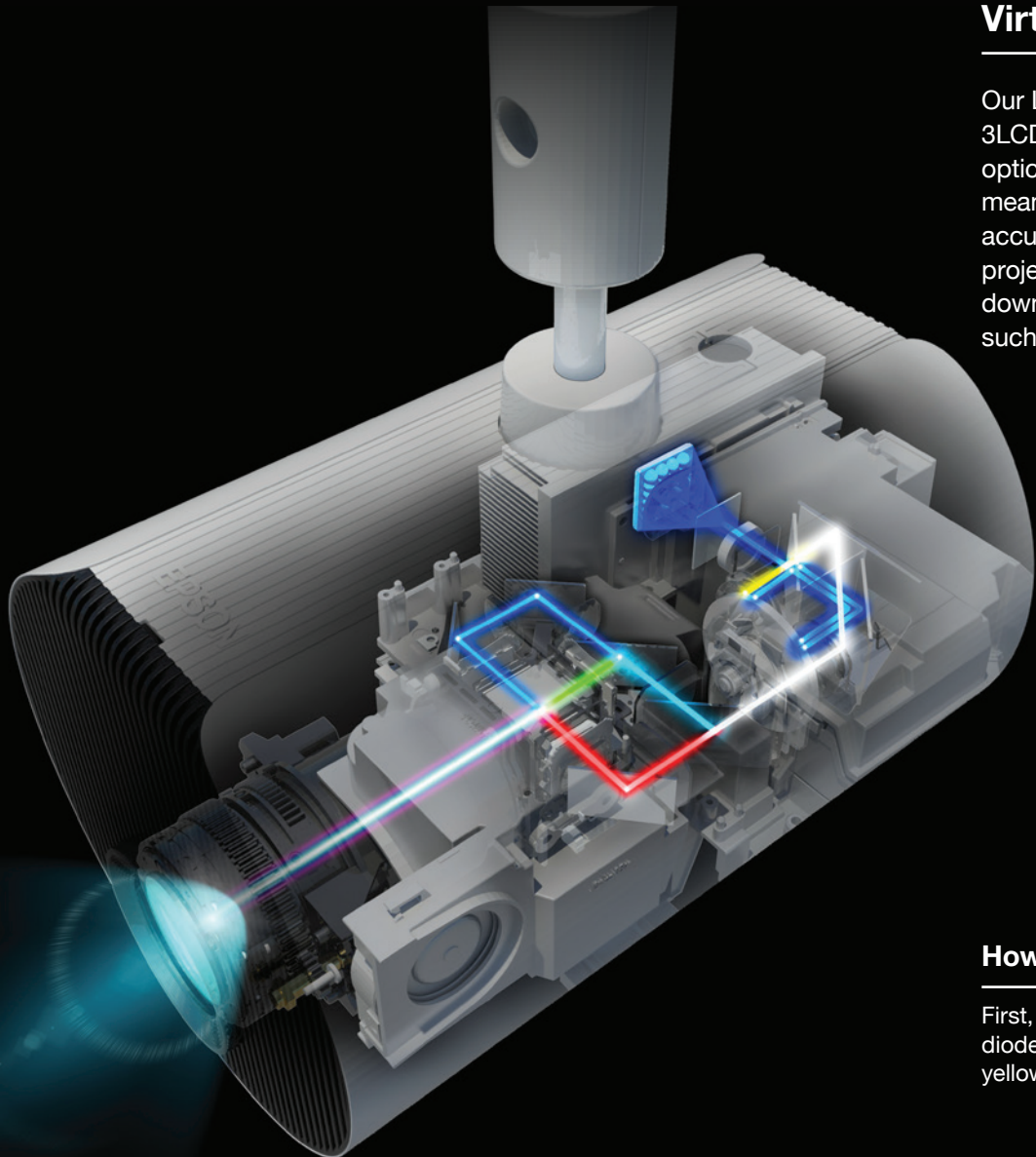
Laser technology ensures that when AV Mute is enabled, there is no light leakage and black remains black.



Conventional projector

LightScene EV-100/ 105 laser projector

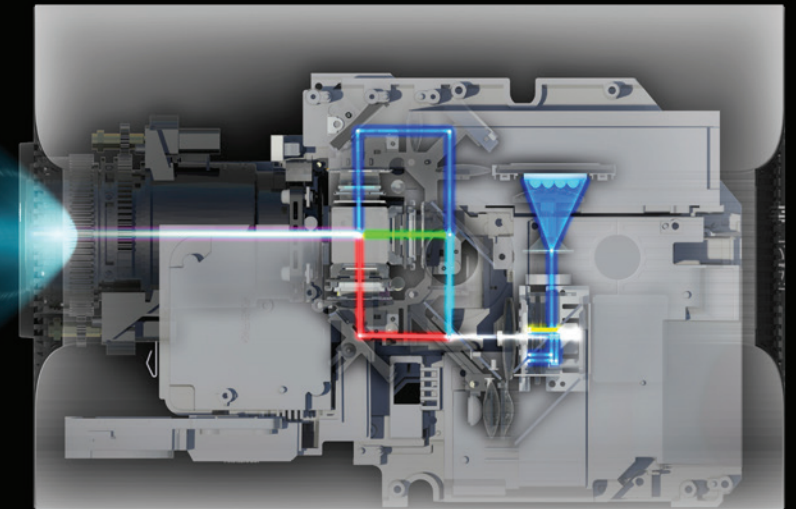
20,000hrs MAINTENANCE FREE



Virtually maintenance-free

Our LightScene projectors all feature 3-chip 3LCD technology, along with a fully sealed optical engine structure. What does this mean? Well, apart from brighter, more colour-accurate images, it means that you can project for about 20,000 hours without any downtime for maintenance. Key components such as the laser diode and the inorganic

3LCD panels and phosphor wheel are all fully sealed, protecting them from contamination, giving them greater durability and helping to keep your projector working for longer without disruption. And, crucially, there are no lamps to replace – saving you the time, trouble and cost of changing them.



How it works

First, in the top section of the projector, the laser diode emits the laser, which changes from blue to yellow light before combining to form white light.

In the lower section, this white light is then split into three primary colours (red, green, blue), which then recombine to make the projected image.

EASY INSTALLATION AND MANAGEMENT

Choice of installation

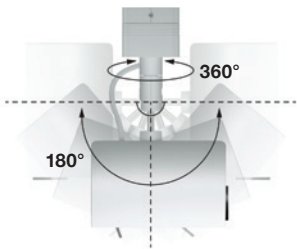
There are a variety of installation choices – direct mounting on the ceiling or on-floor installation for ease and flexibility.



* Optional mount kit is required for on-floor installation

Shoot from any angle

The LightScene enables you to project onto any surfaces – floors, ceilings or walls – from any angle through 360° horizontal and 180° vertical.




Easy image adjustment

The multiple image setting function gives you full flexibility to adjust the projection to suit your venue layout.

You can operate powered zoom & focus by remote control. You can also perform keystone and quick corner correction to images projected from a wide range of directions.



Zoom function



Keystone correction

Scheduled playback

The Epson Projector Content Manager lets you set up a schedule, in advance, to play contents dependent on scene or time.



Scheduled for nighttime playback



Scheduled for nighttime playback

Direct playback

You can create a surprise content switch by suddenly launching a playlist directly from an SD card, with just one button on the remote control.



Spotlighted background...



...followed by instant playback

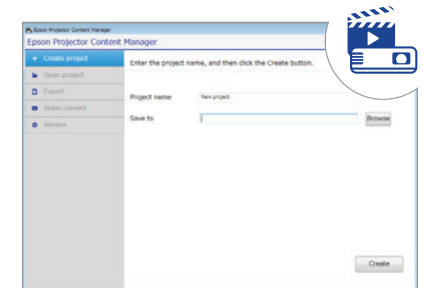
SD card viewer

You can run a playlist directly from an SD card, with the Epson Projector Content Manager and web remote functionality enabling you to upload and edit the contents.



Epson Projector Content Manager

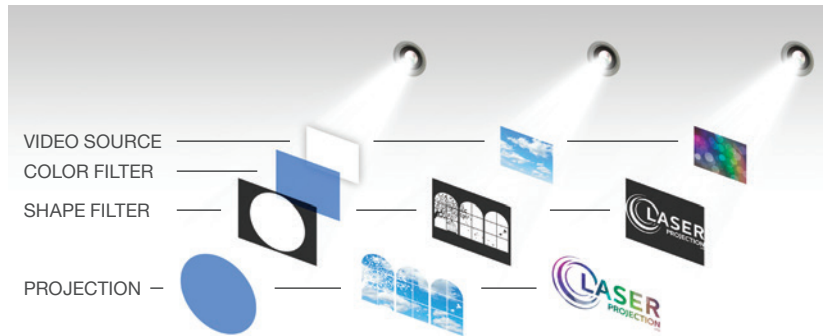
The Epson Content Manager gives you a whole range of content control, including scheduling and editing playlists, converting movie formats, managing SD card data, creating shape filters and more – all without the need for external dedicated software.



FULL OF FUNCTIONALITY

Overlay effect

You can add color filters, shape filters or lightness on top of your projected image, enabling you to deliver a diverse range of visual effects.



Customised shape filter

You can create your own customised shape filters, such as your company logo, and combine with a video source, using the Epson Projector Content Manager.



Spotlight

You can easily use LightScene as spotlight simply by pushing a button on the remote. Also, you can create some unique displays by using the spotlight with an overlay effect.



Synchronised playback

Up to 16 projectors can be synchronised to simultaneously play the same video playlist at the same time.



Edge blending

For bigger, more dynamic displays, the edge blending function allows you to seamlessly join several projections together, making it possible to create much larger images.



Multi monitoring and control software

You can control the status and basic functionality for up to 2,000 projectors at a time, remotely, by using the Epson Projector Management software.



RETAIL SOLUTIONS

Enhance your customer experience

LightScene can be the solution to your retail challenges, enhancing customer experience in your trading environment.

Make your ambient space inviting




Here we see projection mapping onto fabric and the floor area to digitally simulate flowing water, plus animated images and product details projected onto back wall, all providing a more exciting environment for showcasing a range of swimwear.

Provide a deeper story behind the goods




This concept integrates interactive pick and place technology into the point of sale. Table-top and back wall projections dynamically change in real-time depending on the bottle placed on the table, to give further details such as the wine's origin or producer.

Make a personalised customer experience



Customers can choose their personalised product style and colour – on footwear for example – and can instantly see their chosen design projection mapped onto the product in real time.



Combining motion graphics and projection mapping on walls, products and display plinths, immersive retail experiences can be taken to the next level.



Dynamic projection mapping onto the body of a car, showing animated internal details such as engine and power distribution, helps customers visually experience the value of the vehicle. Provides a 360° visual spectacle to engage browsing customers.



Shop window displays can be personalised by camera-tracking profiles of passing audiences and instantly projecting messages and mapping designs onto mannequins for current viewers.

*Third party integration may be required for some of the applications

HOTEL SOLUTIONS

An out-of-the-ordinary experience for your stay

LightScene makes the difference by adding entertainment to every aspect of your stay. It can add new value, brightening the environment and providing further information on services available.

Differentiate from ordinary hotel stays to improve the customer experience



Entrances, reception areas and conference rooms can use synchronised wall and floor projections to give guests immersive experiences which differentiate their stay. Content could be experience-specific, could reflect promotion themes or could highlight nearby locations or attractions.

Decorate the environment according to seasonal or daily events



Hotel environments can be decorated with seasonal or event themes, brought to life through vibrant projections on floor, wall and counter surfaces. Spaces can be transformed for various uses, such as different day and night events. And displays can also be used for wayfinding signage or promotional information, available in multiple languages.

*Third party integration may be required for some of the applications

ENTERTAINMENT SOLUTIONS


Immersive & engaged experience

LightScene gives you a totally immersive experience, whatever the venue. In addition, it adds a whole new dimension with its ability to project directly onto your objects, or add spotlights and further information.

Make the space more immersive in a natural way




Projection mapping onto a globe is shown here combined with edge-blended multi-surface back walls, immersing you in a story of the Earth's history.



Walls, floors and other surfaces can come alive with animated customised displays which can easily be changed for different purposes, to make the space more entertaining and fun.

Provide a new dimension to the experience



Attractions such as museums and galleries can be enhanced with the application of virtual content. Exhibits can be spotlighted while adding explanation with just one projection. Ancient artefacts can have original designs restored by projection mapping. Further information can also be projected next to relevant items.

Accelerate customer engagement



Wall and floor projections can be synchronised with the primary film projection, so content appears to unexpectedly come out of the screen – enhancing your engagement.



In a gym, runners can run different virtual routes with pre-recorded location footage, along with their live running statistics and even a virtual trainer.

*Third party integration may be required for some of the applications

BAR / RESTAURANT SOLUTIONS

Bring entertainment into your experience

LightScene injects entertainment and communication into your bar/restaurant. It allows you to create individually tailored displays, unique to your venue.

Add some entertainment for your customers



Combining interactivity with reactive content, individual environments can display real-time information about drinks, food, offers and more – creating unique, versatile spaces that foster conversations. Cocktail ingredients can be projected next to drinks, promotional offers onto bar surfaces, and special greeting messages onto tables.



Make the visit more memorable





A more personalised and memorable experience can be achieved with projected guest messages, menus, event information, details of special dishes, and individual plates illuminated with spotlights.



*Third party integration may be required for some of the applications

SPECIFICATIONS

LIGHTSCENE EV-100/EV-105

PRODUCT MODEL	EV-100 (White)	EV-105 (Black)	
			
Projection technology	RGB liquid crystal shutter projection system		
Specifications of main parts			
LCD	Size	0.59 inch (D8, C2 fine)	
	Native resolution	WXGA	
	Projection lens	Type	Optical Zoom (Powered) / Focus (Powered)
		F-number	1.51-1.92
		Focal length	18.2mm-28.4mm
Zoom ratio		1 - 2.21 (Total)	
Projection lens		1 - 1.58 (Optical Zoom)	
		1 - 1.40 (Digital Zoom)	
	Throw ratio	1.38 - 2.19 (Wide to Tele)	
Projection lens	Type	Laser Diode	
	Life (normal/quiet/extended)	20000hrs / 20000hrs / 30000hrs	
Screen size (projected distance)		30" to 150" (0.88 to 4.51 m) (Wide Zoom)	
		30" to 150" (1.41 to 7.16 m) (Tele Zoom)	
		60" screen 1.79m (Standard size)	
Brightness			
White light output (normal/quiet/extended)	2000lm / 1000lm / 1000lm		
Colour light output	2000lm		
Contrast ratio	Over 2,500,000:1		
Colour mode	Dynamic		
	Normal		
Internal speaker(s)			
Sound output	NA		
Adjustment angle			
Vertical	Upper: 90° to Lower: 90°		
Horizontal	360°		
Rotatory	0° - 90° (Portrait projection)		
Geometric correction			
Keystone	Vertical	±45°	
	Horizontal	±40°	
Quick Corner	Yes		
Connectivity			
Digital Input	HDMI	1	
Audio Output	Stereo Mini Jack	1	
USB Input	USB Type A	1 (For 1200mA power supply)	
	USB Type B	1 (For firmware update)	
Memory I/O	SD Card	1 (SDHC, up to 32GB, more than Class 10)	
Network	Wired LAN	RJ45 x 1 (100Mbps)	
	Wireless	Built-in	
Wireless Specification (Wireless LAN)			
Supported speed for each mode	IEEE 802.11b (2.4GHz): 11 Mbps* IEEE 802.11g (2.4GHz): 54 Mbps* IEEE 802.11n (2.4GHz): 130 Mbps* Quick Mode: WPA2-PSK Advanced Mode: WPA/WPA2-PSK, WPA/WPA2-EAP Supported EAP Type: PEAP, PEAP-TLS, EAP-TLS, EAP-Fast, LEAP		
Wireless LAN security	Infrastructure, Access Point		
Supported connection mode	Infrastructure, Access Point		

* Maximum speed and range are achievable when used with same enhanced mode technology. Actual data rates, features and performance may vary depending on your computer system, the environment and other factors.

Contents player	
Playlist	Yes
Timetable (scheduled playlist)	Yes
SD viewer	Yes
Playlist contents	Motion JPEG Movie (AVI), and Photo (JPEG, PNG, GIF, BMP)
Operating temperature	5 °C to 40 °C (41 °F to 104 °F) (20% - 80% humidity, No condensation)
Operating altitude	0 m to 3048 m (0 ft to 10000 ft) (over 1500 m / 4921 ft : with High altitude mode)
Direct power on / off	Yes / Yes
Start-up period	Less than 9 seconds Warm-up period: 30 seconds
Cool down period	Instant off
Power supply voltage	100 - 240 V AC +/- 10%, 50/60 Hz
Power consumption (220 - 240v)	
Laser diode on (normal / quiet)	170W / 118W
Standby (network on/off)	2.0W / 0.30W
Dimension	
Exclude feet (w x h x d)	Projection unit: φ175 x D260 Power supply unit: W361 x D110 x H65 (without Cable Cover)
Weight	Approx. 15.2 lbs. / 6.9kg (Main Unit and Direct Mount unit)
Fan noise (normal / eco)	34 / 22 dB

Supplied Accessories	
Power Cable	3m
Remote Control	Yes, with 2x AA Battery
Direct Mount Unit Set	Attached
Cable Cover	Yes
HDMI Cable Clamp	x2

Optional Accessories		
Floor Stand	White	ELPMB55W
	Black	ELPMB55B

EV-100/ 105 Interface Panel



To find out more, visit www.epson.com.sg/projectors or call +65 800 120 5564

©2018 Epson Singapore Pte Ltd. All Rights Reserved. Reproduction in part or in whole, without the written permission from Epson, is strictly prohibited.

EPSON and EXCEED YOUR VISION are registered trademarks of Seiko Epson Corporation.

All other product names and other company names used herein are for identification purposes only and are the trademarks or registered trademarks of their respective owners.

Epson disclaims any and all rights in those marks. Projected images shown herein are simulations. The actual product design and contents may vary. Specifications are subject to change without notice and may vary between countries. Please check with local Epson offices for more information.

Apple, iPad and iPhone are trademarks of Apple Inc., registered in the U.S. and other countries. App Store is a service mark of Apple Inc. Android is a trademark of Google Inc.